

## Handling System for Rack Type Unloading Dishwashing Driven 180° Curve - Clockwise direction


ITEM # \_\_\_\_\_

MODEL # \_\_\_\_\_

NAME # \_\_\_\_\_

SIS # \_\_\_\_\_

AIA # \_\_\_\_\_



865251 (HSUC180C)

Unloading curve Unit, 180°,  
Dishwasher driven,  
clockwise

### Short Form Specification

**Item No.** \_\_\_\_\_

Constructed in 304 AISI stainless steel. Basin with sloping bottom and drain. Feeding bar. It is driven by the dishwasher. Square 40x40mm tubular leg on height-adjustable feet. Designed for 500x500mm dishwashing baskets. Mounted delivery. Basket feed direction: clockwise. Adapted for connection to mobile roller conveyors.

### Main Features

- Designed to transport 500x500 mm dishwashing baskets.
- "Key holes" and "snap on" system reduces the number of screws needed for fast and easy installation.
- The curve is driven by the dishwasher as the feeding arm in the curve will be connected with the conveyor of the dishwasher.
- Available clockwise direction for unloading area.
- 45° cut corner to reduce space usage.
- "Click-in" function to be easily combined with the mobile roller conveyor.
- Dishwasher's 180° driven curve is intended for installation between a rack type dishwasher and a mobile roller conveyor.

### Construction

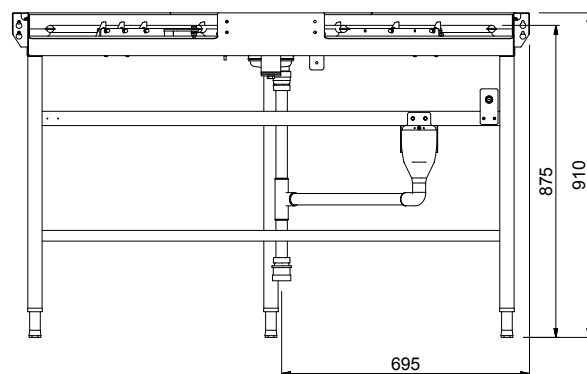
- Three legs included.
- Stainless steel feet 50 mm adjustable in height to align the operation height between the dishwasher and table.
- All surfaces smooth with polished finish.
- AISI 304 1,2mm stainless steel basin.
- 40x40mm stainless steel tubular and square legs.
- Sloping bottom of the table grants a smooth and rapid drainage.
- Thick welded flanges for sturdy connection between the units.

**APPROVAL:** \_\_\_\_\_

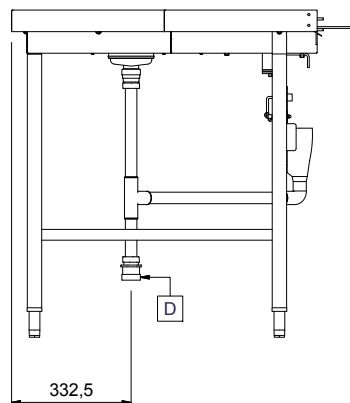
## Key Information:

External dimensions, Width:	1450 mm
865251 (HSUC180C)	
External dimensions, Depth:	850 mm
External dimensions, Height:	910 mm
Net weight:	38 kg
Height adjustment:	50/50 mm
Position to dishwasher:	Unloading
Basin material:	Stainless Steel AISI 304 - EN 1.4301

Front

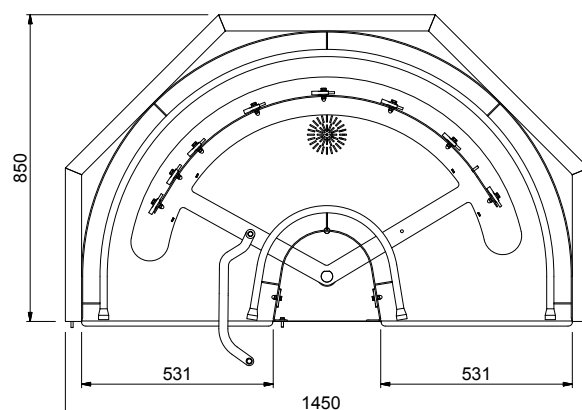


Side



D = Drain

Top



Handling System for Rack Type  
Unloading Dishwashing Driven 180° Curve - Clockwise direction

The company reserves the right to make modifications to the products without prior notice. All information correct at time of printing.

2025.12.22